



Go Further

ford.com

VEHICLE DESCRIPTION

F-150

2015 F-150 4X4 SUPERCREW
145" WHEELBASE
3.5L V6 ECOBOOST ENGINE
ELEC 6-SPEED AUTO W/TOW MOD

EXTERIOR
RUBY RED METALLIC TINTED CC
INTERIOR
MED GRAY CLOTH 40CONSOLE40

FF A69571

STANDARD EQUIPMENT INCLUDED AT NO EXTRA CHARGE

EXTERIOR

- BOXLINK
- EASY FUEL CAPLESS FILLER
- FOG LAMPS
- FULLY BOXED STEEL FRAME
- HALOGEN HEADLAMPS
- LOCKING REMOVABLE TAILGATE
- PICKUP BOX TIE DOWN HOOKS
- REAR PRIVACY GLASS
- SPARE TIRE & WHEEL LOCK
- TOW HOOKS

INTERIOR

- 1TOUCH UP/DOWN DR/PASS WIN
- A/C W/MANUAL CLIMATE CONTROL, SINGLE ZONE
- AUXILIARY AUDIO INPUT JACK
- COLOR COORDINATED CARPET AND FLOOR MATS
- CRUISE CONTROL
- TILT/TELESCOPE STR COLUMN

FUNCTIONAL

- 4-WHEEL DISC BRAKES W/ABS
- 12V AUXILIARY POWER POINT
- AUTOLAMP-AUTO ON/OFF HDLMP
- ELECT 4X4 SHIFT-ON-FLY
- FADE-TO-OFF INTERIOR LIGHT
- FAIL-SAFE COOLING SYSTEM
- HILL START ASSIST
- OUTBOARD MNTD REAR SHOCKS
- POWER LOCKS AND WINDOWS
- POWER, MAN FOLD MIRRORS
- POWER TAILGATE LOCK
- PWR RACK AND PINION STEER
- TRAILER SWAY CONTROL
- WIPER ACTIVATED HEADLAMPS

SAFETY/SECURITY

- ADVANCETRAC WITH RSC
- AIRBAGS - FRONT SEAT MOUNTED SIDE IMPACT
- AIRBAGS - SAFETY CANOPY SIDE CURTAIN
- CTR HIGH MOUNT STOP LAMP
- MYKEY
- PERIMETER ALARM
- SECURICODE KEYLESS KEYPAD
- SOS POST CRASH ALERT SYS
- TIRE PRESSURE MONITOR SYS

WARRANTY


- 3YR/36,000 BUMPER / BUMPER
- 5YR/60,000 POWERTRAIN
- 5YR/60,000 ROADSIDE ASSIST

INCLUDED ON THIS VEHICLE	(MSRP)	PRICE INFORMATION	(MSRP)
EQUIPMENT GROUP 302A	5,245.00	BASE PRICE	\$39,425.00
•XLT SERIES		TOTAL OPTIONS/OTHER	10,335.00
•SIRIUS XM SATELLITE RADIO			
•SYNC W/ MY FORD TOUCH			
•REAR VIEW CAMERA			
•REMOTE START			
•REVERSE SENSING SYSTEM			
•110V/400W OUTLET			
•POWER-SLIDING REAR WINDOW			
•REAR-WINDOW DEFROSTER			
•LED BOX LIGHTING			
OPTIONAL EQUIPMENT/OTHER			
2015 MODEL YEAR			
RUBY RED METALLIC TINTED CC	395.00		
.XLT CHROME APPEARANCE PACKAGE			
.CHROME STEP BARS			
.SELECTSHIFT TRANSMISSION			
3.5L V6 ECOBOOST ENGINE	1,995.00		
275/55R20 OWL ALL-TERRAIN	NO CHARGE		
3.31 ELECTRONIC LOCK RR AXLE	420.00		
7000# GVWR PACKAGE			
ALL-WEATHER RUBBER FLR MATS	95.00		
TRAILER TOW PACKAGE	495.00		
MIRROR MAN FOLD W/POWER GLASS			
TAILGATE STEP	375.00		
20" CHROME-LIKE PVD WHEELS	995.00		
36GAL EXTENDED RANGE FUEL TANK	195.00		
CLOTH 40/CONSOLE/40	125.00		


	RAMP ONE		TOTAL MSRP \$48,955.00
	CB59		
	RAMP TWO	FINAL ASSEMBLY PLANT	This label is affixed pursuant to the Federal Automobile Information Disclosure Act. Gasoline, License, and Title Fees, State and Local taxes are not included. Dealer installed options or accessories are not included unless listed above.
		DEARBORN	
	METHOD OF TRANSP.	ITEM #:	47-1900 O/T 2
	CONVOY		FB101 N RB 2X 530 002521 02 10 15

EPA DOT

Fuel Economy and Environment

 Gasoline Vehicle

Fuel Economy



19MPG

combined city/hwy

17city

23highway

5.3gallons per 100 miles

Standard Pickup Trucks range from 15 to 23 MPG. The best vehicle rates 119 MPGe.

You spend \$2,750 more in fuel costs over 5 years compared to the average new vehicle.

Annual fuel cost \$2,750

Fuel Economy & Greenhouse Gas Rating (tailpipe only)

Smog Rating (tailpipe only)

110Best

4

110Best




6


This vehicle emits 471 grams CO₂ per mile. The best emits 0 grams per mile (tailpipe only). Producing and distributing fuel also create emissions; learn more at fueleconomy.gov.

Actual results will vary for many reasons, including driving conditions and how you drive and maintain your vehicle. The average new vehicle gets 24 MPG and costs \$11,000 to fuel over 5 years. Cost estimates are based on 15,000 miles per year at \$3.50 per gallon. MPGe is miles per gasoline gallon equivalent. Vehicle emissions are a significant cause of climate change and smog.

fueleconomy.gov

Calculate personalized estimates and compare vehicles



Smartphone QR Code™

GOVERNMENT 5-STAR SAFETY RATINGS

Overall Vehicle Score

To Be Rated

Based on the combined ratings of frontal, side and rollover. Should ONLY be compared to other vehicles of similar size and weight.

Frontal Crash

Driver Passenger

To Be Rated To Be Rated

Based on the risk of injury in a frontal impact. Should ONLY be compared to other vehicles of similar size and weight.

Side Crash

Front seat Rear seat

To Be Rated To Be Rated


Based on the risk of injury in a side impact.

Rollover


To Be Rated

Based on the risk of rollover in a single-vehicle crash.


Star ratings range from 1 to 5 stars (★★★★★), with 5 being the highest. Source: National Highway Traffic Safety Administration (NHTSA). www.safercar.gov or 1-888-327-4236



1FTEW1EG4FFA69571

Extended Service Plan

Ford ESP is the only extended service plan honored at every Ford dealership in the U.S. and Canada. See your dealer for additional details or visit www.FordOwner.com for more information.

FORD CREDIT

Choose the vehicle you want. Whether you decide to lease or finance, you'll find the choices that are right for you. See your Ford Dealer for details or visit www.FordCredit.com.

2201502173937